



Program Statistics | June 1, 2008 - July 30, 2009

EMPLOYMENT SERVICES

(UNITS OF SERVICE)

Job Seeker Registration	20,519
Labor Market Information	26,977
Resume Preparation Assistance	4,765
Job Search Planning	2,769
Job Search Workshops	1,657

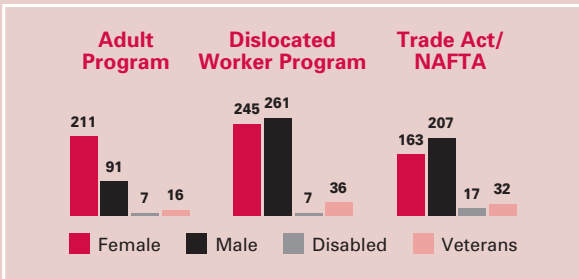
WORKFORCE INVESTMENT ACT (WIA) ADULT, DISLOCATED WORKER AND TRADE PROGRAMS

TOTAL PARTICIPANTS

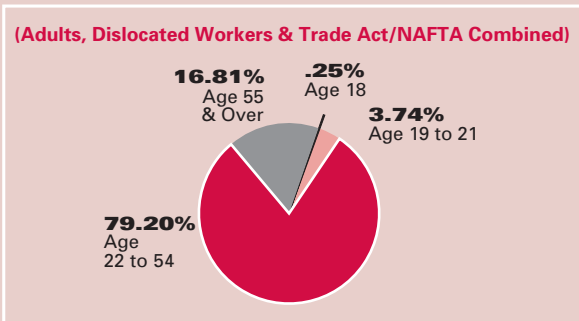
Adult Program	Dislocated Worker Program	Trade Act/NAFTA
302 Enrolled	506 Enrolled	370 Enrolled
166 Received Training*	229 Received Training*	48 Received Training*
124 Placed in Jobs	139 Placed in Jobs	45 Placed in Jobs

*Includes those who completed & those still enrolled

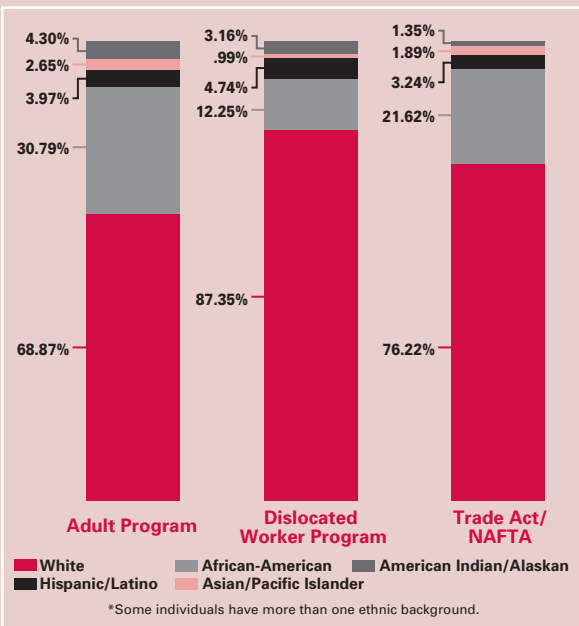
BY GENDER



BY AGE



BY ETHNICITY*

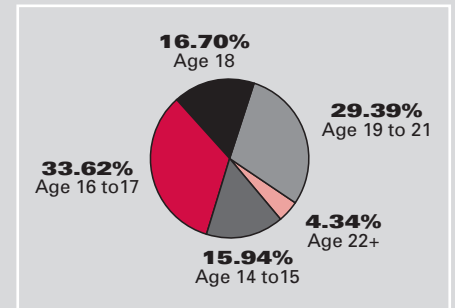


WORKFORCE INVESTMENT ACT (WIA) YOUTH PROGRAM

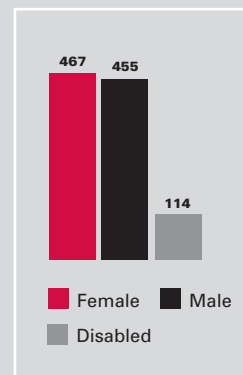
TOTAL PARTICIPANTS



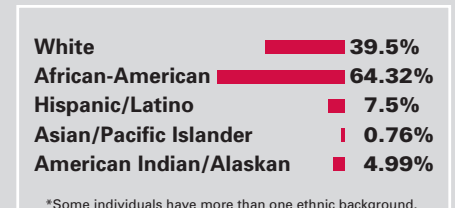
BY AGE



BY GENDER



BY ETHNICITY*



WORKFORCE INVESTMENT ACT (WIA) PERFORMANCE REPORT

Met or exceeded 16 of 17 federal performance standards.

	% of Goal	Goal	Actual
Adults			
Entered Employment Rate	107%	89%	95.7%
Employment Retention Rate (at 6 mo.)	108%	85%	91.5%
Average Earnings Change (in 6 mo.)	111%	\$9,000 avg.	\$9,970 avg.
Employment and Credential Rate	110%	82%	90.5%
Dislocated Workers			
Entered Employment Rate	97%	95%	91.9%
Employment Retention Rate (at 6 mo.)	101%	92%	92.9%
Average Earnings Change (in 6 mo.)	101%	\$13,400 avg.	\$13,579 avg.
Employment and Credential Rate	75%	84%	63.3%
Older Youth (19-21)			
Entered Employment Rate	109%	84%	91.4%
Employment Retention Rate (at 6 mo.)	114%	85%	96.7%
Average Earnings Change (in 6 mo.)	118%	\$3,300 avg.	\$3,888 avg.
Credential/Certificate Rate	116%	79%	91.7%
Younger Youth (14-18)			
Skill Attainment Rate	104%	92%	95.8%
Diploma or Equivalent Attainment Rate	98%	89%	86.8%
Retention Rate (at 6 mo.)	114%	79%	90.0%
Customer Satisfaction			
Participant/Jobseeker Score	103%	91%	93.8% avg. score
Employer Score	98%	86%	84.6% avg. score

JOBS, EDUCATION & TRAINING (JET) PROGRAM

OCT 1, 2008 - SEPT 30, 2009

TOTAL PARTICIPANTS

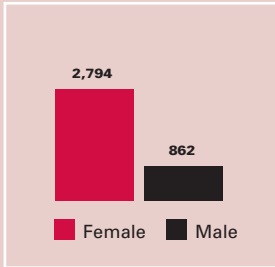
3,656 Enrolled*



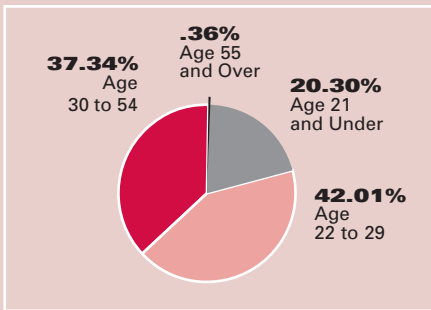
33.12%
Placed in Jobs

* includes 3368 custodial parents, 277 non-custodial parents, 24 noncash recipients and 11 food stamp only welfare participants.

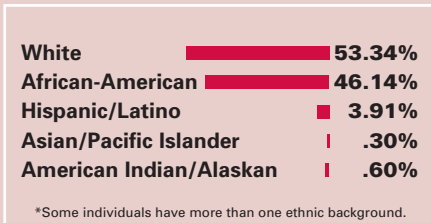
BY GENDER



BY AGE



BY ETHNICITY*



KALAMAZOO & ST. JOSEPH COUNTIES




Michigan Works Service Center - Kalamazoo County
1601 Burdick St., Kalamazoo, MI 49001
269.383.2536 • 800.285.WORKS (9675)

Michigan Works Service Center - St. Joseph County
16587 Enterprise Drive, Three Rivers, MI 49093
269.273.2717 • 800.285.WORKS (9675)

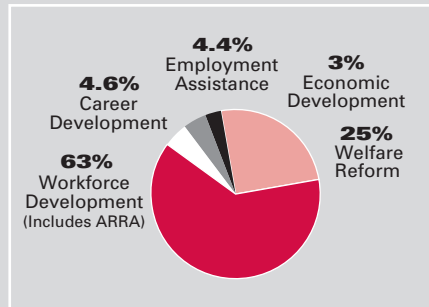
www.upjohn.org/miworks

DISTRIBUTION OF FUNDS*

BY FUNDING SOURCE



BY PROGRAM FOCUS



Total Funds Distributed:
\$14,715,974
Includes \$3,719,297 American Recovery & Reinvestment Act (ARRA) funds.

EMPLOYEE ENHANCEMENT PROGRAM GRANTS 08-09

Provided training for **260 employees** at the following companies:

- Accrosecal
- Alliant Healthcare
- Americraft Carton, Inc.
- A.M. Todd Company
- Banks Hardwoods, Inc.
- Designware
- FEMA Corp.
- Keystone Solutions Group
- Pfizer Kalamazoo
- PulverDryer USA, Inc.
- Stryker Corporation
- Vaupell Midwest Molding & Tooling
- Weber Specialties

ECONOMIC DEVELOPMENT JOB TRAINING GRANTS 08-09

in partnership with the Michigan Economic Development Corporation provided training at the following companies:

- 2008**
MPI Research (311 Employees)
Manufacturing Sector Lean Initiative (236 Employees)

- Carter Associates
- Fabri-Kal
- Humphrey Products
- Kadant Johnson
- Sturgis Molded Products
- Unifab Corporation
- Wright Coating

- 2009**
Stryker Corporation (710 Employees)
Welch Foods (309 Employees)

These grant programs funded the following Training Courses:

Applied Academics

- Accounting
- Technical Mathematics
- Gage Repeatability & Reproducibility
- Geometric Dimensioning & Tolerancing
- Blueprint Reading

Information Technology

- Microsoft Office, Excel, Access, PowerPoint

Machine and Tool Specific

- MasterCam
- Machine Tool Operations
- Welding
- Electrical
- Pneumatics/Hydraulics
- Mechanical
- Soldering

Management and Supervisory

- Leadership
- Managing Projects
- Earned Value Management
- Workplace Spanish
- Communication Skills
- Employment Law
- Audit/Certification Understanding and Preparation

Process Improvement

- Lean
- Six Sigma
- Failure Modes Effects Analysis
- Root Cause Analysis
- Value Stream Mapping
- Total Quality Applications
- Process Validation